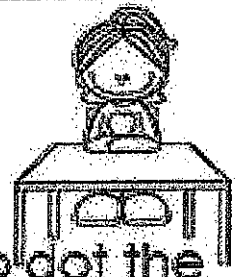




Beginning Sounds



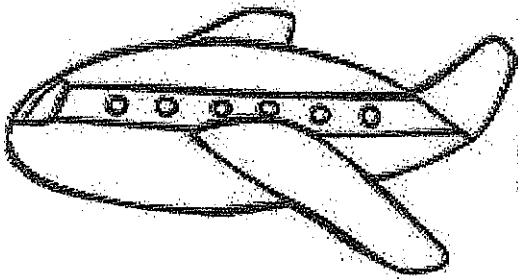
Directions: Use a bingo dauber or a marker to dot the correct beginning sound for each picture.




t
b
j




t
d
r




e
u
a



k
s
n



w
a
y




m
i
h


Ending Sounds



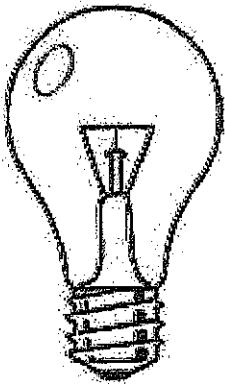
Directions: Use a bingo dauber or a marker to dot the correct ending sound for each picture.



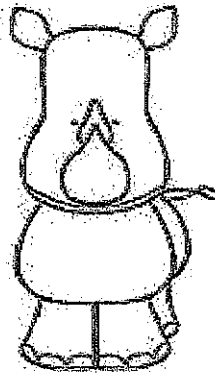
- s
- h
- j




- t
- k
- c




- b
- u
- a



- k
- g
- o



- w
- x
- y















- y
- i
- h

Ending Sounds

l/m/n

Circle the letter for the ending sound of each picture

<p>l m n</p> 	<p>l m n</p> 	<p>l m n</p> 
<p>l m n</p> 	<p>l m n</p> 	<p>l m n</p> 
<p>l m n</p> 	<p>l m n</p> 	<p>l m n</p> 
<p>l m n</p> 	<p>l m n</p> 	<p>l m n</p> 

I show the hour.

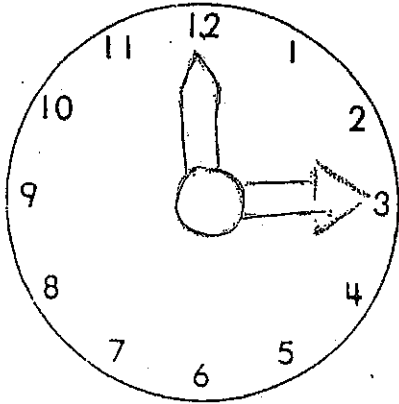


Colour me red.

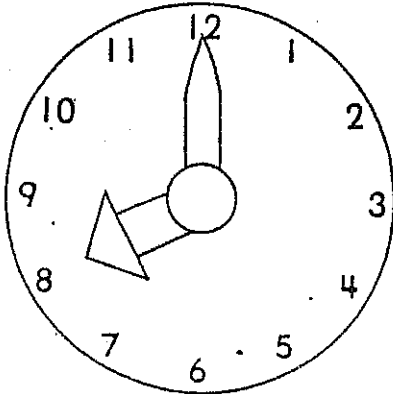


I show the minutes.

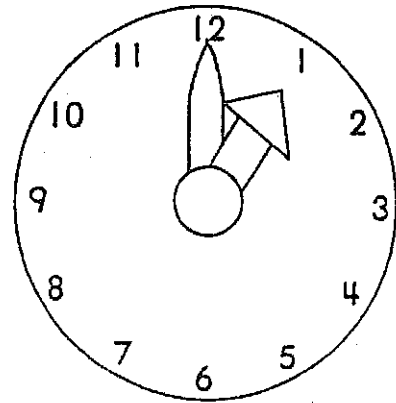
Colour me blue.



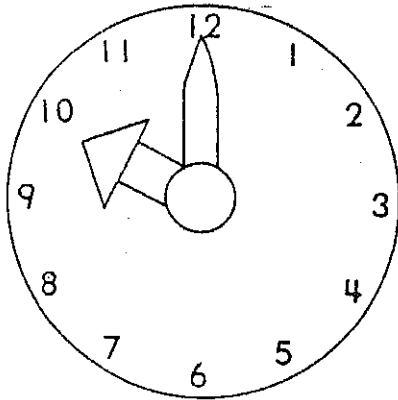
_____ o'clock



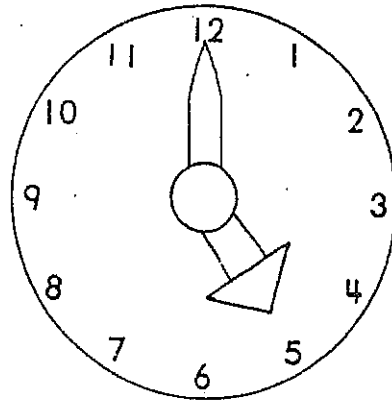
_____ o'clock



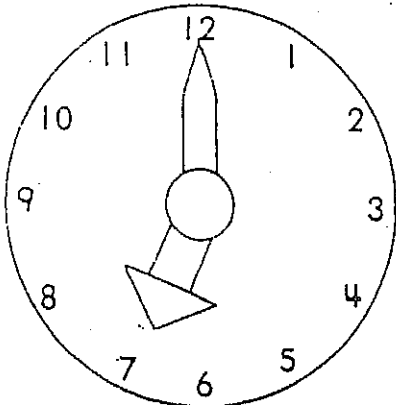
_____ o'clock



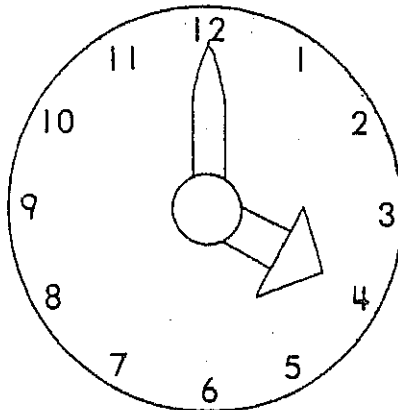
_____ o'clock



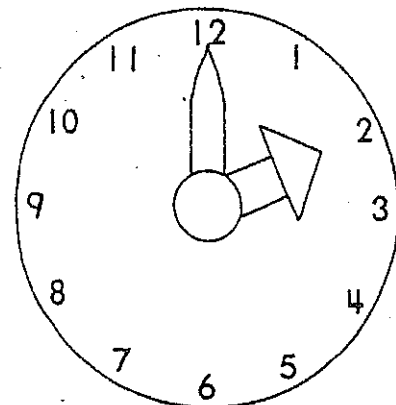
_____ o'clock



_____ o'clock

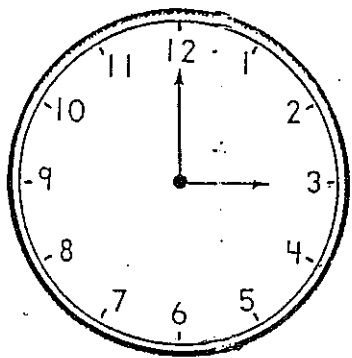


_____ o'clock

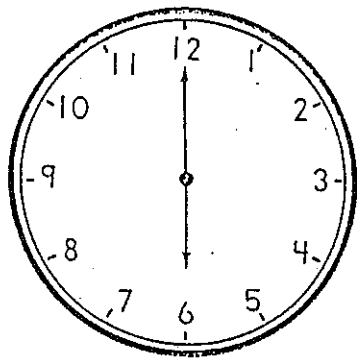


_____ o'clock

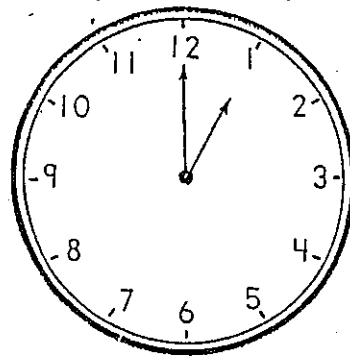
ing the numeral.



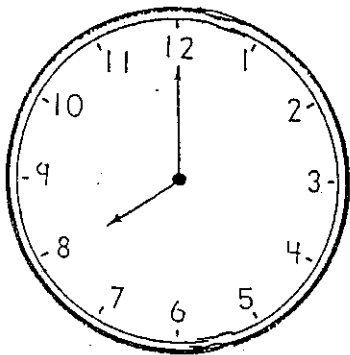
12 9 3



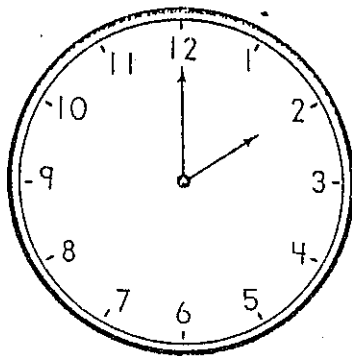
6 5 12




11 1 12



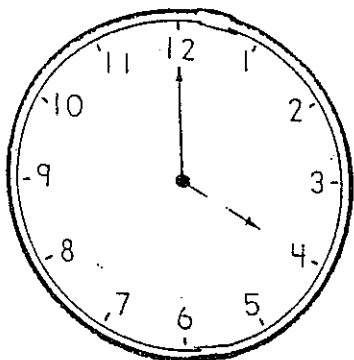
7 8 9



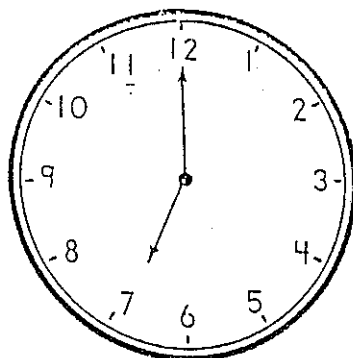
2 3 5




12 6 11



5 4 3



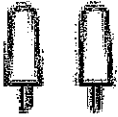
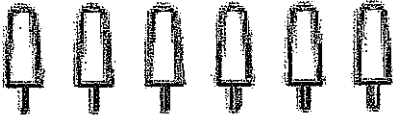











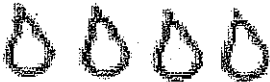


11 9 7









12 8 10

Addition to 10 - Counting Groups

How many altogether?

Count and Match.



5

4

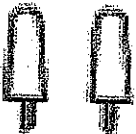
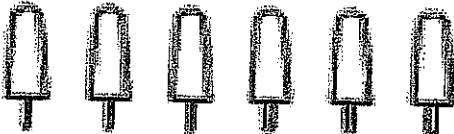











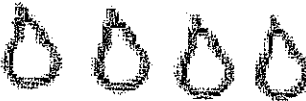


2

3

6



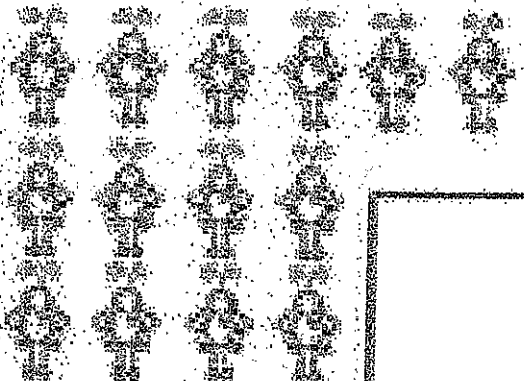







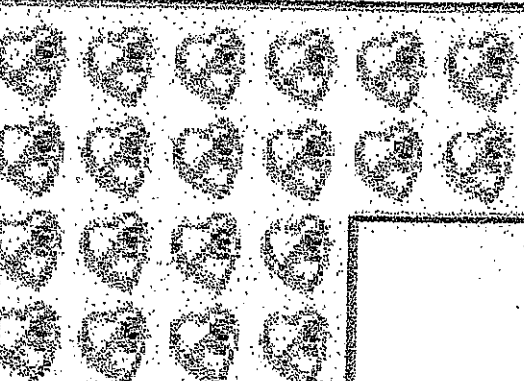

1

How many altogether?

cut out and glue to match

12345

14

18

20

16

13

11




NAME: _____

Before and After Numbers

Directions: Write the numbers that come before and after the numbers on the watering cans.

<input type="text"/>		<input type="text"/>
----------------------	---	----------------------

<input type="text"/>		<input type="text"/>
----------------------	---	----------------------

<input type="text"/>		<input type="text"/>
----------------------	---	----------------------

<input type="text"/>		<input type="text"/>
----------------------	---	----------------------

<input type="text"/>		<input type="text"/>
----------------------	---	----------------------

<input type="text"/>		<input type="text"/>
----------------------	---	----------------------

<input type="text"/>		<input type="text"/>
----------------------	---	----------------------

<input type="text"/>		<input type="text"/>
----------------------	---	----------------------

<input type="text"/>		<input type="text"/>
----------------------	---	----------------------

<input type="text"/>		<input type="text"/>
----------------------	---	----------------------

<input type="text"/>		<input type="text"/>
----------------------	---	----------------------

<input type="text"/>		<input type="text"/>
----------------------	---	----------------------