


Six Ducks in a Pond

Jim's Dog, Sniff (Page 125)

1. Jim's pet dog is called _____.
2. What does Jim's pet dog have on her back and legs?

3. Could Sniff do any tricks? Yes/No
4. Why did Jim's mom need his help?
 - a. Sniff is on a cliff, and she won't come back.
 - b. Flip, the cat is on a cliff, and he won't come back.
 - c. Sniff and Flip will not be pals.
5. How did Jim help?
 - a. He got Sniff to get to know Flip's smell, and smell his tracks.
 - b. He took Flip to look for Sniff.
 - c. He went to look for Sniff and Flip.
6. Label the sentences below (1-4) in the correct order.
___ Jim lifts Flip out.
___ Sniff got to some cat tracks.
___ Sniff found Flip.
___ Flip was in a crack next to a big rock, and his leg was stuck in the crack.
7. What did Sniff get when they went back home?



Six Ducks in a Pond

The Grill (Page 130)

1. Where is the hotdog grill?
 - a. At school.
 - b. At the park.
 - c. At the end of the block.

2. Who runs the grill?

3. He has his snack in how many gulps?



Six Ducks in a Pond

Camp Six-by-Six (Page 132)

1. Why could Lizz Glass go to camp?

2. Why could the twins not go to camp?

- a. Lizz is mad.
- b. They are six years old.
- c. Mrs. Black is mad.

3. List 3 things Lizz did at the camp.

- a. _____
- b. _____
- c. _____

4. Why were Fran and Sam sad?

- a. Lizz has fun at the camp, and they could not have fun.
- b. Lizz would not let them come to camp.
- c. Mum would not let them go to camp with Lizz.

5. Mom, Fran and Sam put _____ in stacks by the _____ . They put bags of _____ on top of the _____ . They built a _____ .

6. The pond began to get big/small, so the twins and their pals could _____ .

7. What was Fran and Sam's camp called?

8. It was called this because Sam and Fran are _____ .

Six Ducks in a Pond

The Elf Gets Help (Page 137)

1. Who were going up a hill?

2. Why did Nick want to go back?
 - a. His legs are stiff.
 - b. There is an odd crack on the hill.
 - c. Nell does not want to go to the top of the hill.
3. What slid out from the crack in the hill?

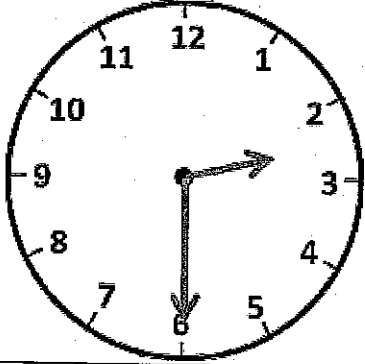
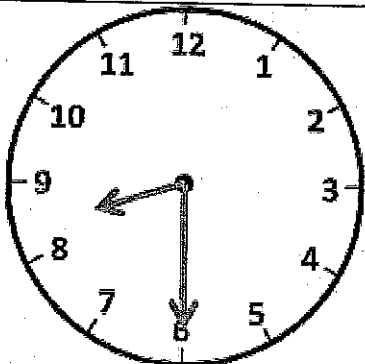
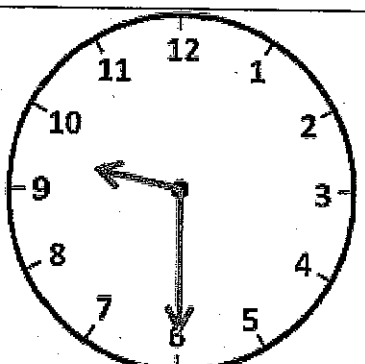
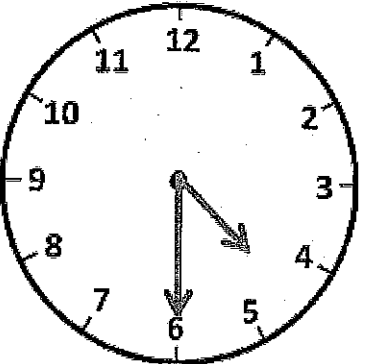
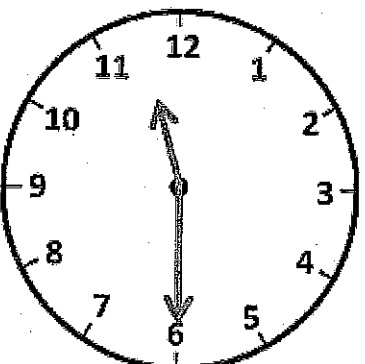
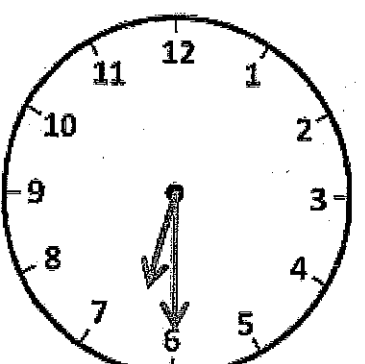
4. What was he wearing?
 - a. A black top and pants.
 - b. A black vest and a cap.
 - c. A black cap, vest, and pants.
5. Nick and Nell cannot help because
 - a. the elf does not want their help.
 - b. the elf forgot why he needs help.
 - c. the elf ran away.
6. What did Nick and Nell give the elf?
 - a. Some milk, a bun, and some plums.
 - b. Some milk and a bun.
 - c. Some plums.
7. The elf had a fat neck because he had _____

8. Did Nick and Nell go to the top of the hill? Yes/No



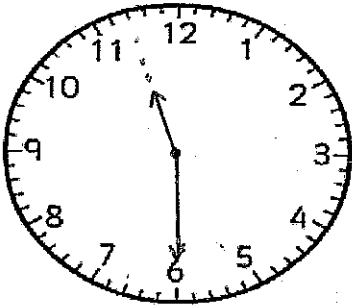
Name: _____ Date: _____

TELLING THE TIME - HALF PAST

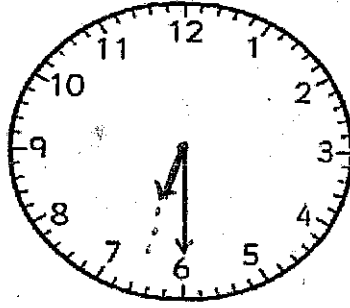
		
Half past 2	:	:
		
:	Half past _____	Half past _____

NAME: _____ DATE: _____

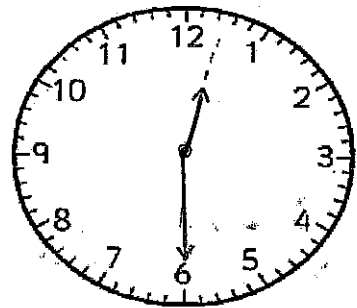
TELLING TIME - HALF PAST WORKSHEET



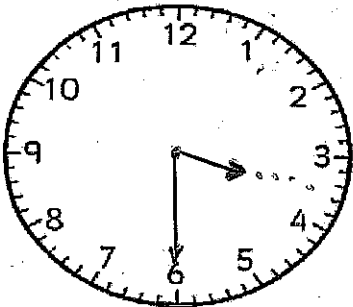
⋮



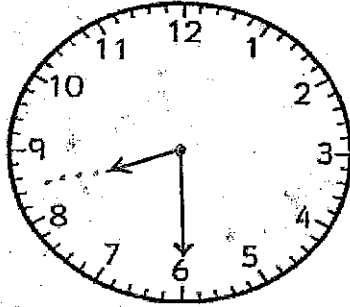
⋮



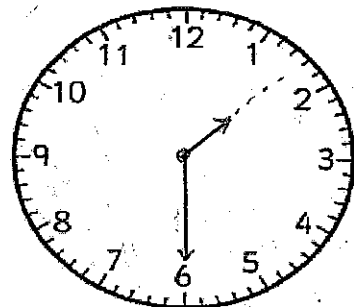
⋮



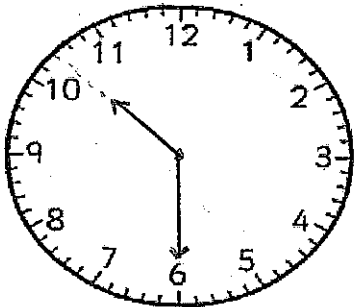
⋮



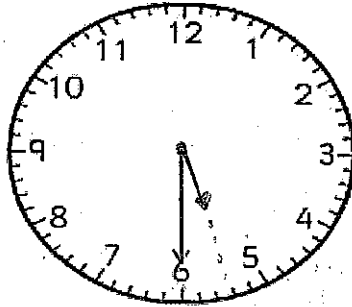
⋮



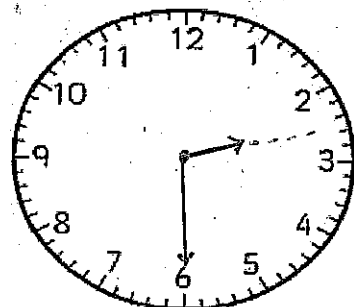
⋮



⋮




⋮



⋮

Half-Hour

Use a . Write the time.

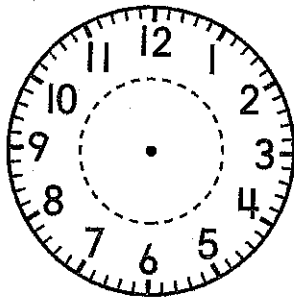
1. Mel's favorite TV show starts at 7:30. It lasts half an hour. What time does it end?

8:00


2. Sunny's dance class starts at 4:30. It lasts one hour. What time does it end?
- _____

Draw the hour and the minute hands.

3. Cathy's music lesson begins at 3:00. It lasts one hour. Show the time it ends.




4. Barb starts to play a game at 10:00. It lasts 30 minutes. Show the time it ends.




Mark the correct answer.

5. What time is it?




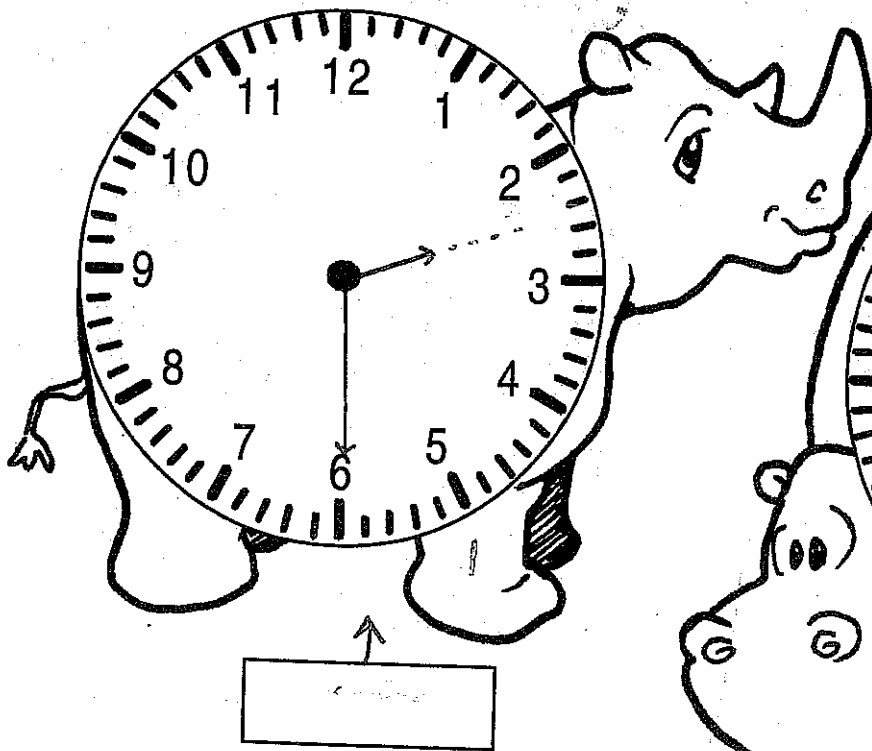
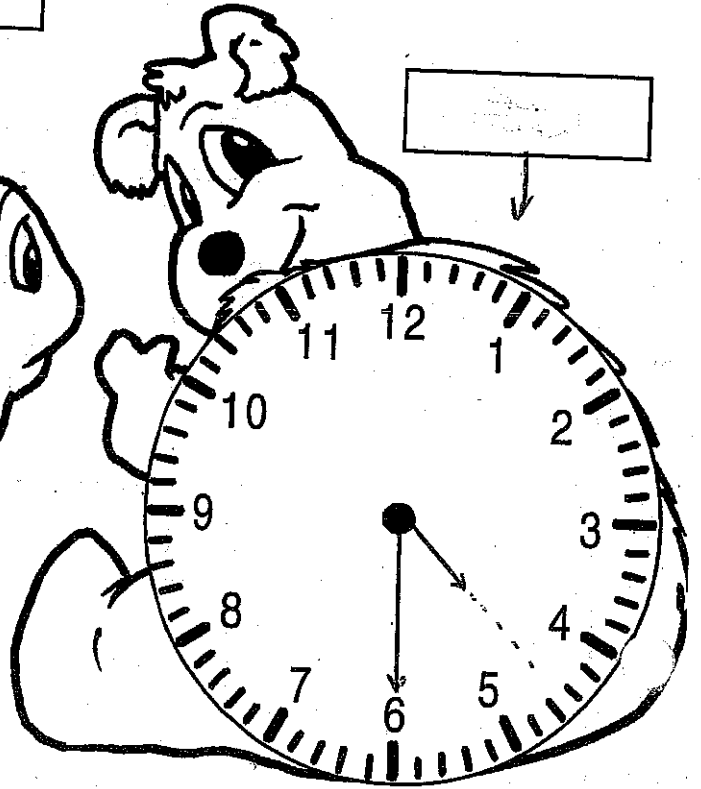

- 11:30
 12:00
 12:30
 1:30

6. What time will it be in half an hour?



- 2:00
 2:30
 3:00
 not here

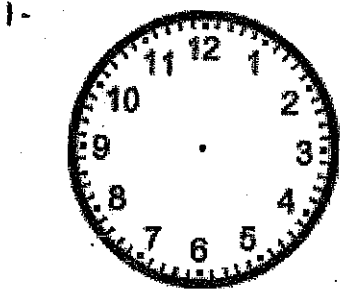
Name _____



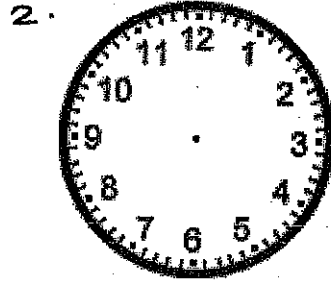
Name _____

Date _____

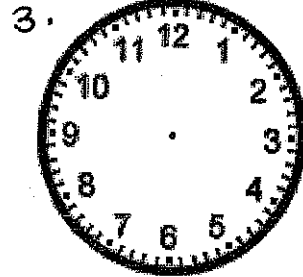
Draw the Hands on the Clock



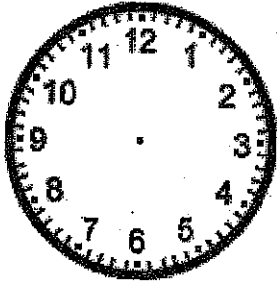
6:30



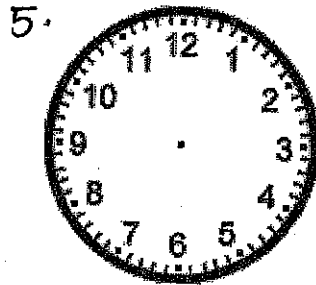
Half past 2




11:30



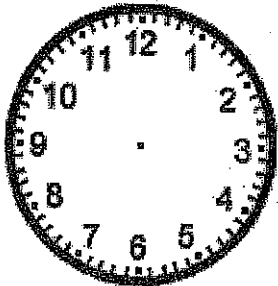
Half past 3



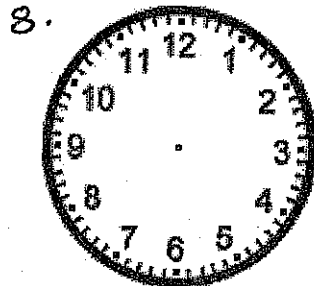
2:30



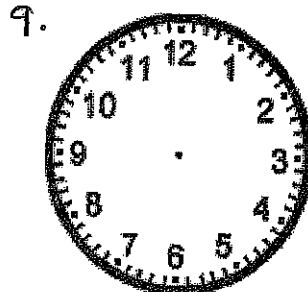
Half past 12



9:30



8:30



4:30



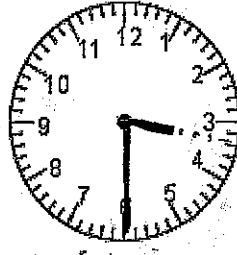
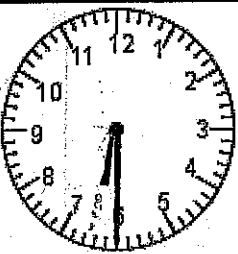


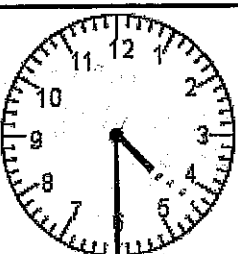
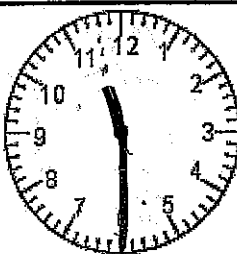
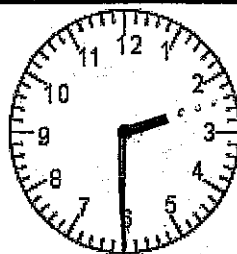
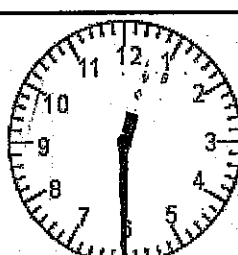
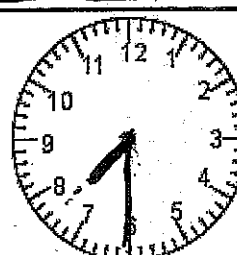
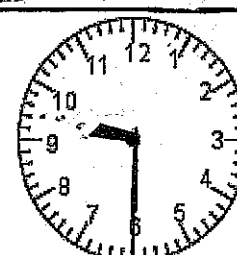
(LW)

Name _____

Date _____

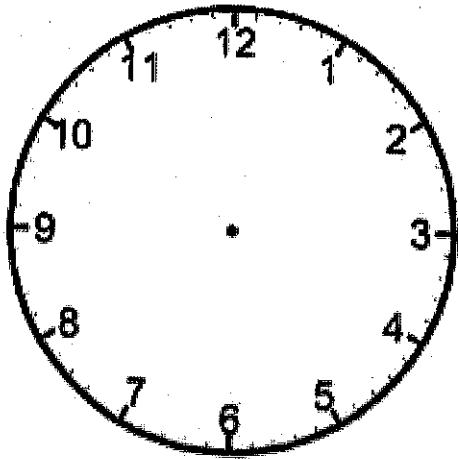
Half-Hour

Look at the clock and write the time.

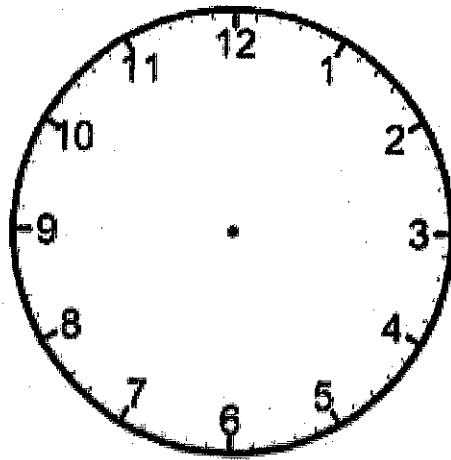
1.  1 : 30	2.  _____	3.  _____
4.  _____	5.  _____	6.  _____
7.  _____	8.  _____	9.  _____
10.  _____	11.  _____	12.  _____

Time to the Half Hour

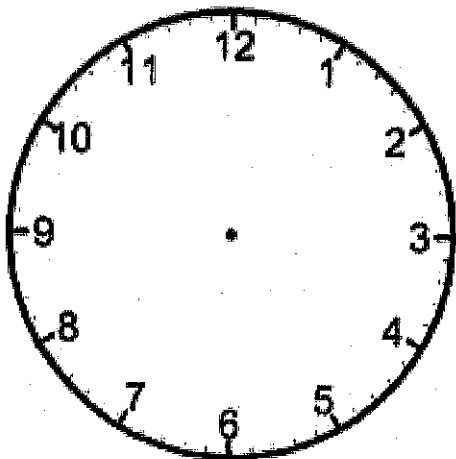
Draw the hands to show the time



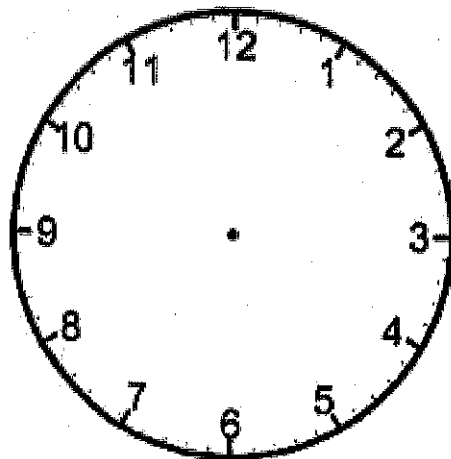
3:30



10:30




7:30




9:30


Time




Name: _____




5:30




8:30




9:00




11:30




1:00




4:30



2:30



12:00

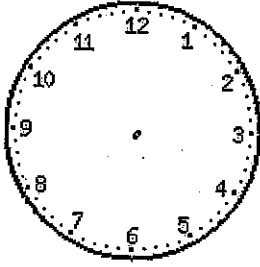


10:00

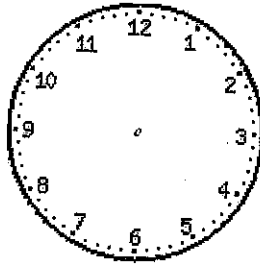


Clock Worksheet

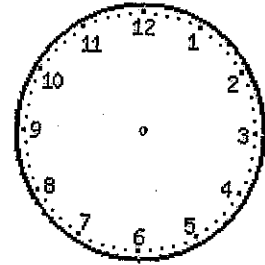
Draw the hands on the clock.



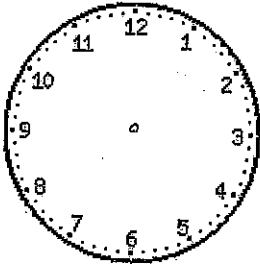
6:30



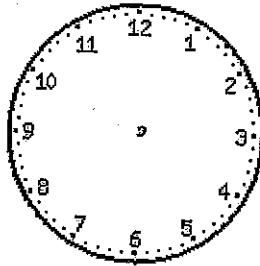
3:00



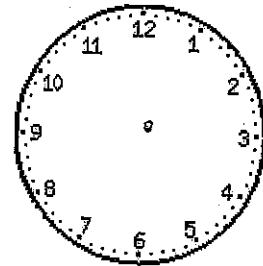
9:00



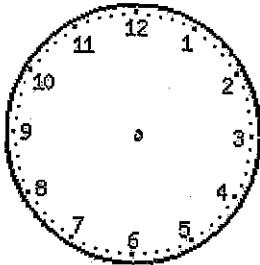
4:30



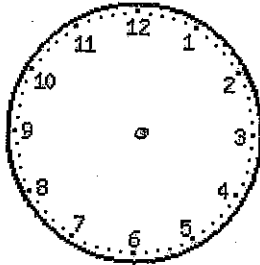
1:30



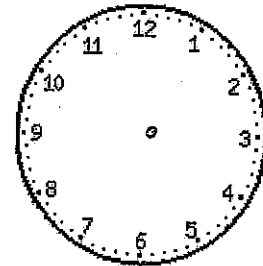
5:30



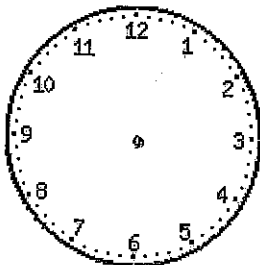
6:00



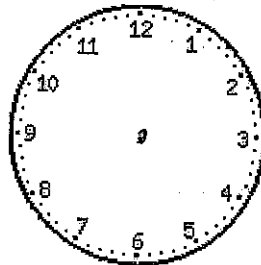
2:00



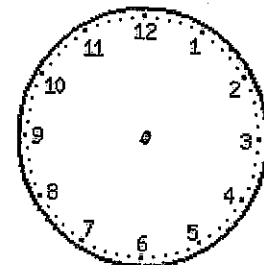
10:30



2:30



3:30

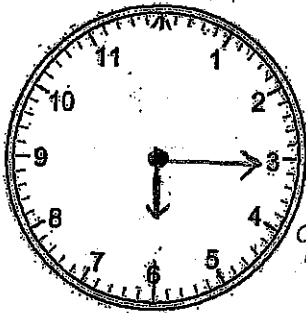


11:00

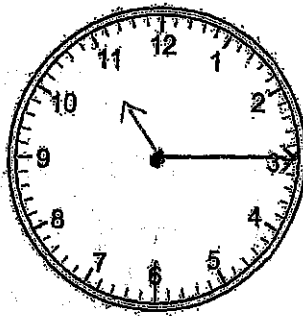
Name _____

Date _____

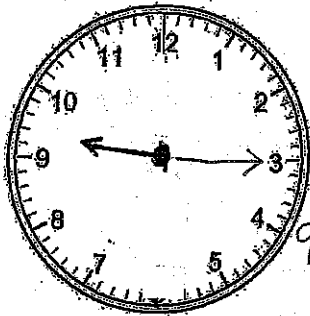
What Time is it?



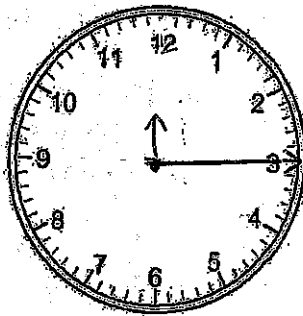
quarter past _____



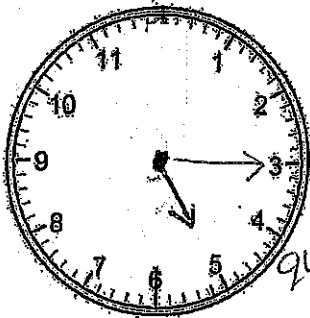
quarter past _____



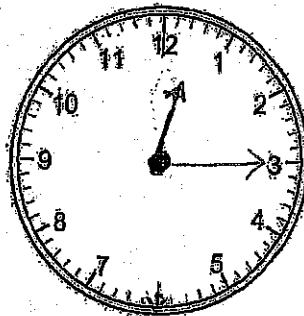
quarter past _____



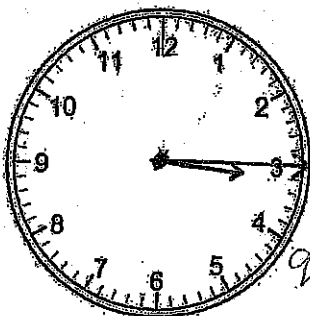
quarter past _____



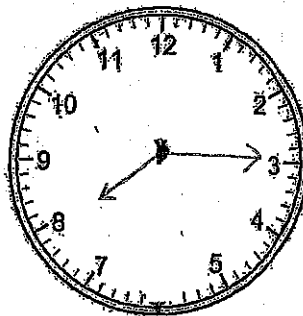
quarter past _____



quarter past _____



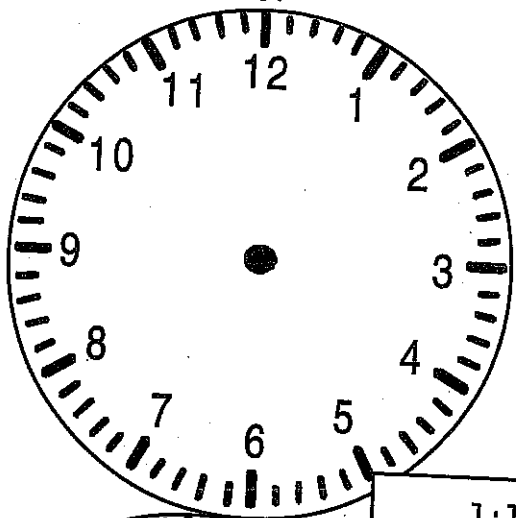
quarter past _____



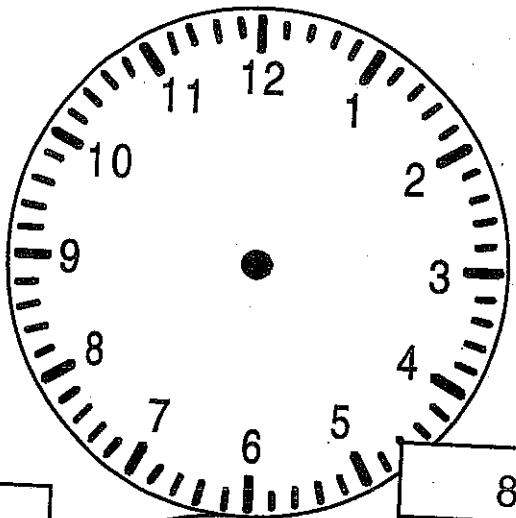
quarter past _____

Name _____

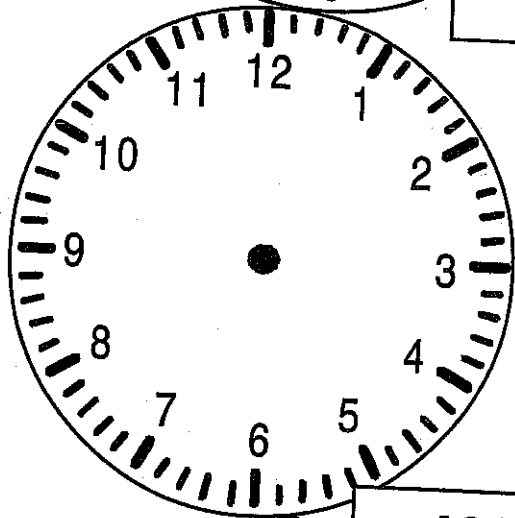
Draw the hands.



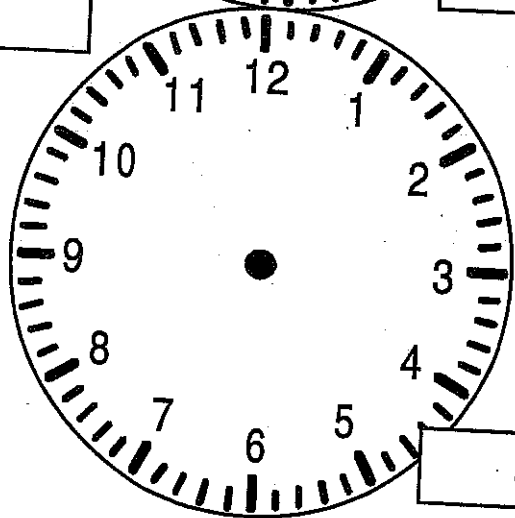
1:15




8:15



12:15

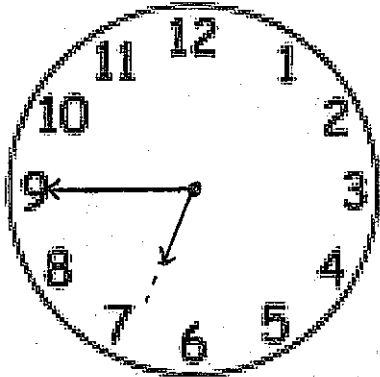


4:15




Name: _____ Date: _____

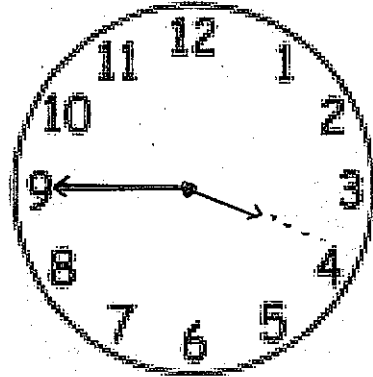
A. Tell the time.



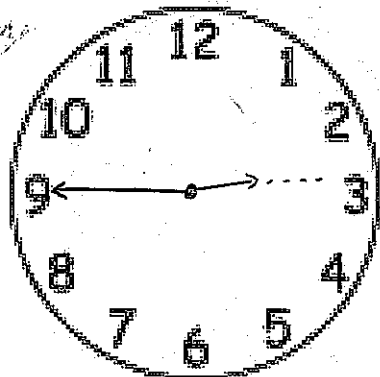
quarter to _____
: _____



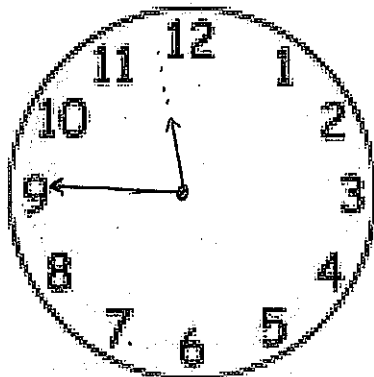
quarter to _____
: _____



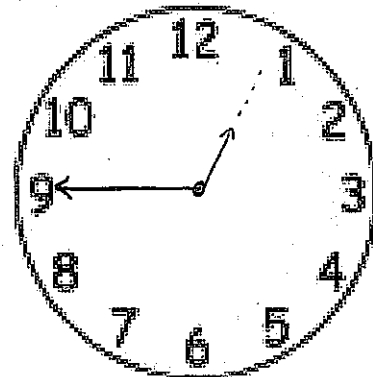
quarter to _____
: _____



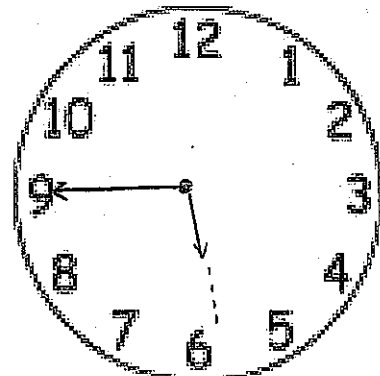
quarter to _____
: _____



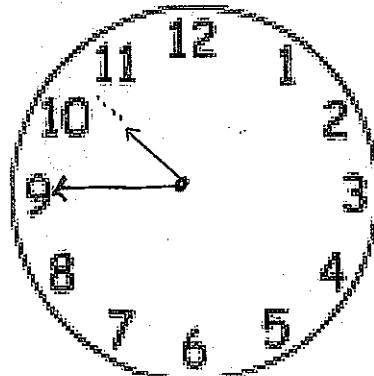
quarter to _____
: _____



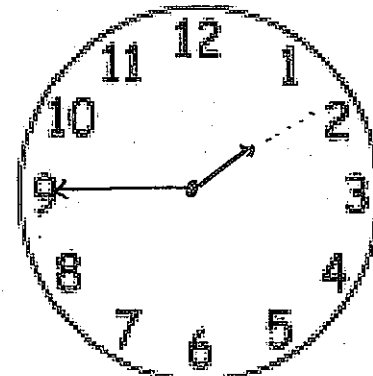
quarter to _____
: _____



quarter to _____
: _____



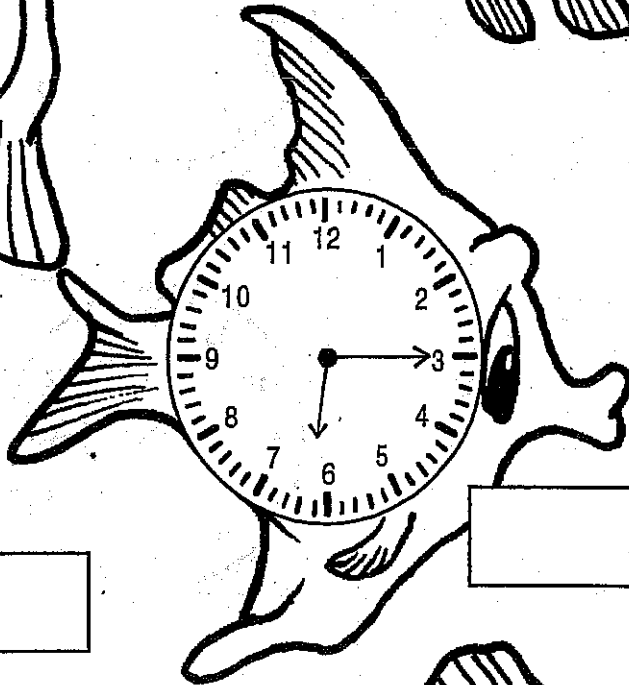




quarter to _____
: _____



quarter to _____
: _____

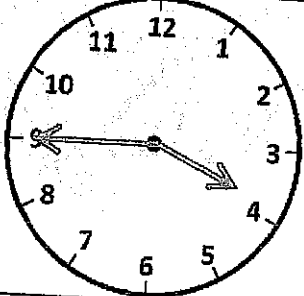
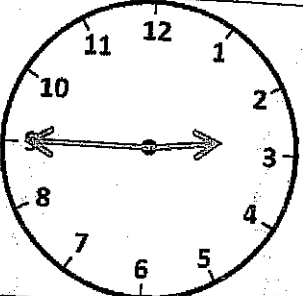
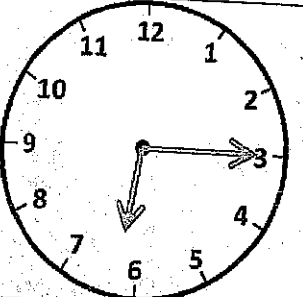
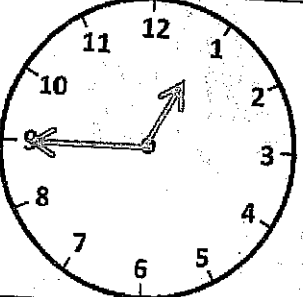
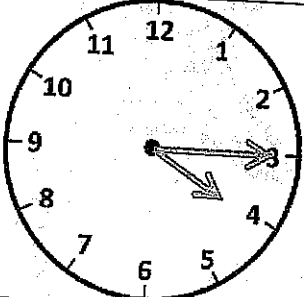
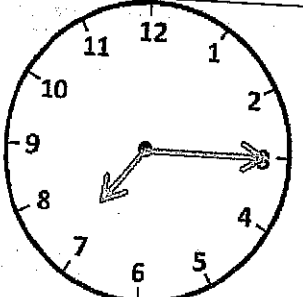
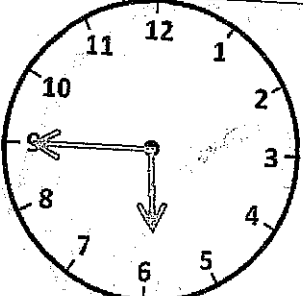
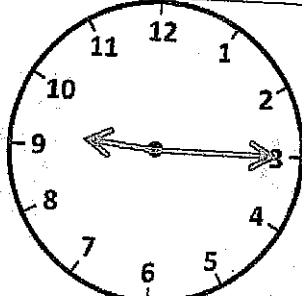
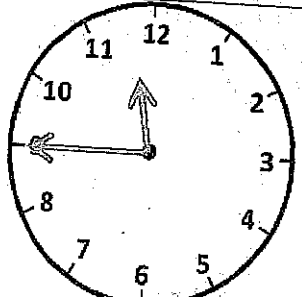
Write the time. Color.



Name: _____ Date: _____

Telling Time: Quarter past/to

Write the correct time underneath each clock.

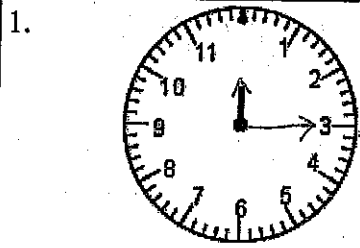
		
		
		

Name _____

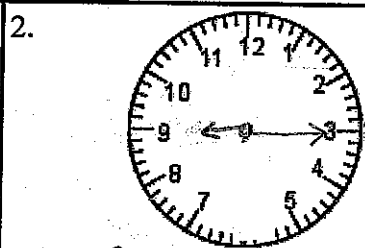
Date _____

Time

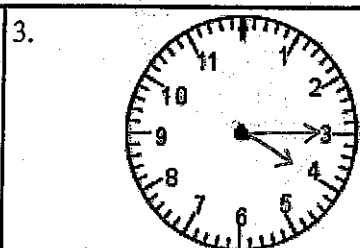
Write the time.



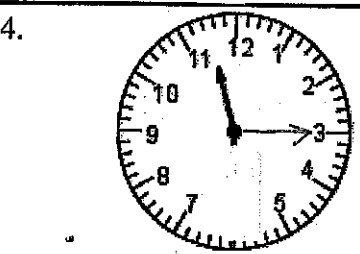
____ : ____
quarter past ____



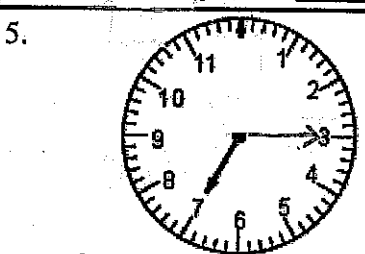
____ : ____
quarter past ____



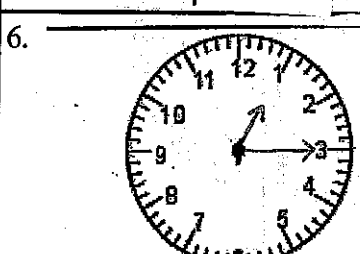
____ : ____
quarter past ____



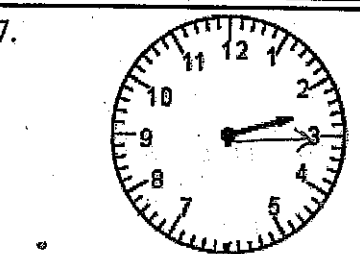
____ : ____
quarter past ____



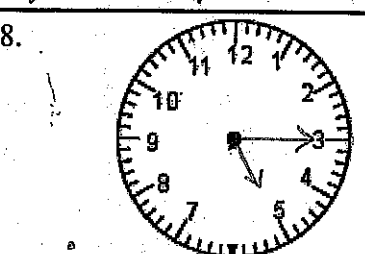
____ : ____
quarter past ____



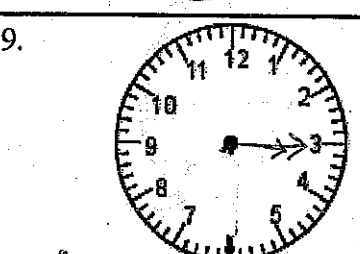
quarter past ____
____ : ____



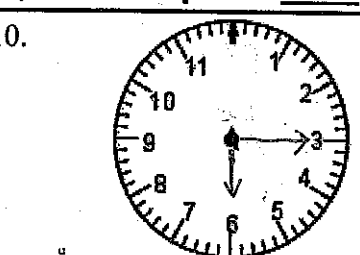
____ : ____
quarter past ____



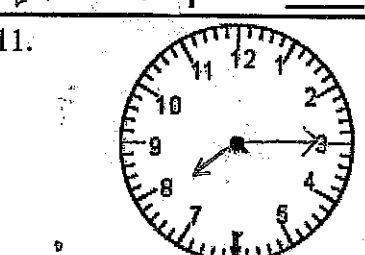
____ : ____
quarter past ____



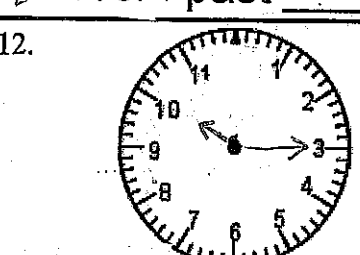
____ : ____
quarter past ____



____ : ____
quarter past ____




____ : ____
quarter past ____




____ : ____
quarter past ____

Name: _____


Telling TIME to the Quarter Hour



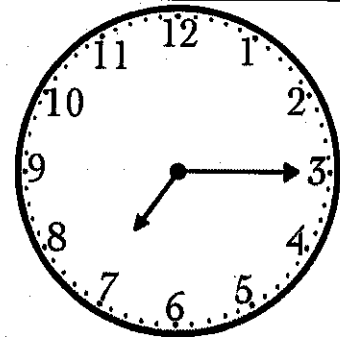
Write the correct time in the box.




•
•




•
•




•
•




•
•




•
•




•
•



•
•



•
•




•
•




Name: _____

Telling TIME to the Quarter Hour


Write the correct time in the box.




•
•




•
•




•
•




•
•




•
•




•
•



•
•



•
•



•
•