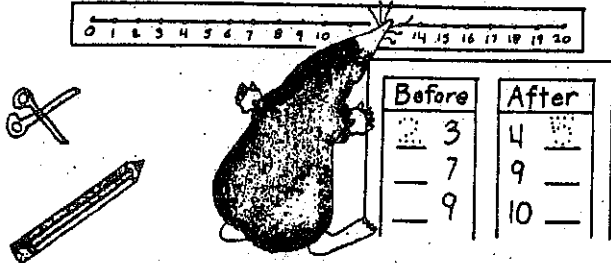


Name \_\_\_\_\_



| Before | After |
|--------|-------|
| 3      | 4     |
| 7      | 9     |
| 9      | 10    |

Complete.  
Check your work  
using the number line.

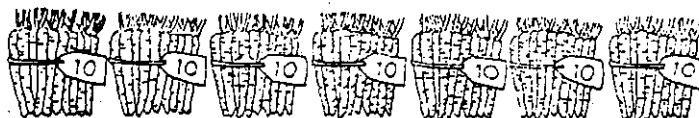
| Before |    |
|--------|----|
| _____  | 3  |
| _____  | 7  |
| _____  | 9  |
| _____  | 12 |
| _____  | 16 |
| _____  | 19 |
| _____  | 20 |

| After |       |
|-------|-------|
| 4     | _____ |
| 9     | _____ |
| 13    | _____ |
| 10    | _____ |
| 5     | _____ |
| 7     | _____ |
| 19    | _____ |

| Between |       |    |
|---------|-------|----|
| 2       | _____ | 4  |
| 6       | _____ | 8  |
| 5       | _____ | 7  |
| 15      | _____ | 17 |
| 12      | _____ | 14 |
| 8       | _____ | 10 |
| 18      | _____ | 20 |

| Before | After |       |
|--------|-------|-------|
| _____  | 13    | _____ |
| _____  | 19    | _____ |
| _____  | 7     | _____ |
| _____  | 5     | _____ |
| _____  | 15    | _____ |
| _____  | 4     | _____ |
| _____  | 9     | _____ |

# TENS TO 100



7 tens is 7 tens 0 ones      70

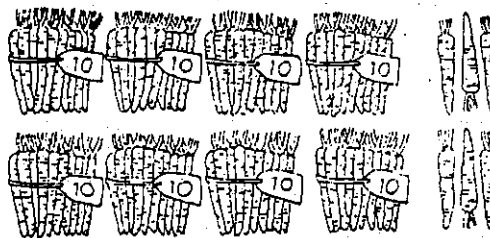
Write the number of tens and ones.

1.



\_\_\_ tens      \_\_\_ ones

2.



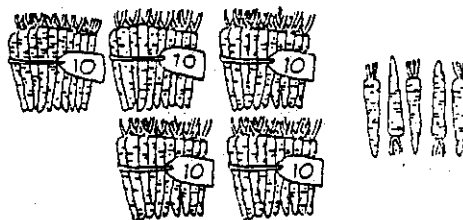
\_\_\_ tens      \_\_\_ ones

3.




\_\_\_ tens      \_\_\_ ones

4.




\_\_\_ tens      \_\_\_ ones

5.



\_\_\_ tens      \_\_\_ ones


6.



\_\_\_ tens      \_\_\_ ones

NAME \_\_\_\_\_

## ADDING WITH REGROUPING



$$15 = 10 + 5$$

$$+ 17 = 10 + 7$$

| tens | ones |
|------|------|
| 1    | 5    |
| 1    | 7    |
| +    |      |
|      | 2    |

Add the ones.

| tens | ones |
|------|------|
| 2    | 6    |
| 1    | 7    |
| +    |      |
|      | 3    |

Regroup to the tens.

| tens | ones |
|------|------|
| 1    |      |
| 2    | 6    |
| 1    | 7    |
| +    |      |
|      | 3    |

Add the tens.

| tens | ones |
|------|------|
| 1    |      |
| 2    | 6    |
| 1    | 7    |
| +    |      |
| 4    | 3    |

Add.

1.

| tens | ones |
|------|------|
| 4    | 4    |
| 3    | 7    |
| +    |      |
|      |      |

2.

| tens | ones |
|------|------|
| 2    | 8    |
| 4    | 5    |
| +    |      |
|      |      |

3.

| tens | ones |
|------|------|
| 5    | 7    |
| 3    | 8    |
| +    |      |
|      |      |

4.

| tens | ones |
|------|------|
| 6    | 6    |
| 4    | 6    |
| +    |      |
|      |      |

5.

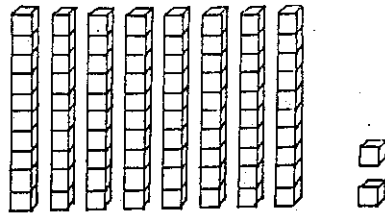
| tens | ones |
|------|------|
| 7    | 7    |
| 3    | 9    |
| +    |      |
|      |      |

6.

| tens | ones |
|------|------|
| 2    | 8    |
| 5    | 9    |
| +    |      |
|      |      |

NAME \_\_\_\_\_

# NUMBERS TO 89



| tens | ones |
|------|------|
| 8    | 2    |

82

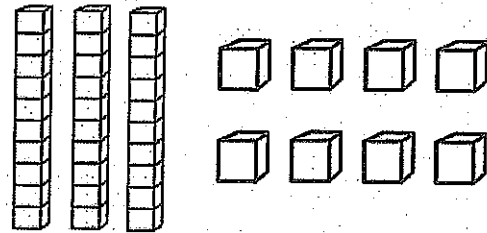
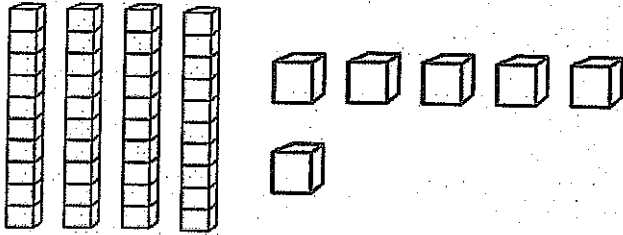
Write the number of tens and ones.  
Then write the number.

|   |   |   |
|---|---|---|
| <p>1.</p> <p>___ tens ___ ones</p> <p>_____</p> | <p>2.</p> <p>___ tens ___ ones</p> <p>_____</p> | <p>3.</p> <p>___ tens ___ ones</p> <p>_____</p> |
| <p>4.</p> <p>___ tens ___ ones</p> <p>_____</p> | <p>5.</p> <p>___ tens ___ ones</p> <p>_____</p> | <p>6.</p> <p>___ tens ___ ones</p> <p>_____</p> |

Name: \_\_\_\_\_

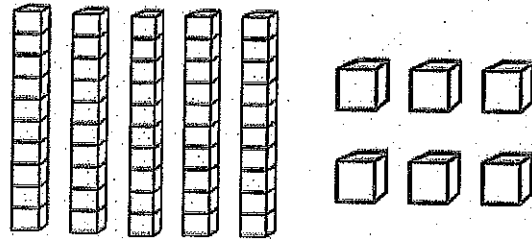
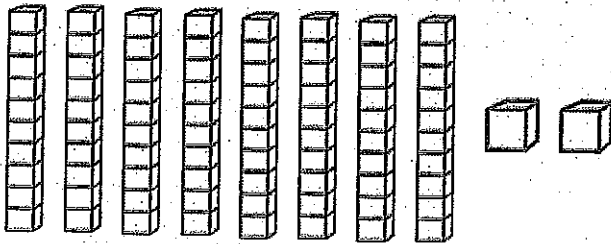
# Place Value

Count and write in tens and ones. Then write the sum.



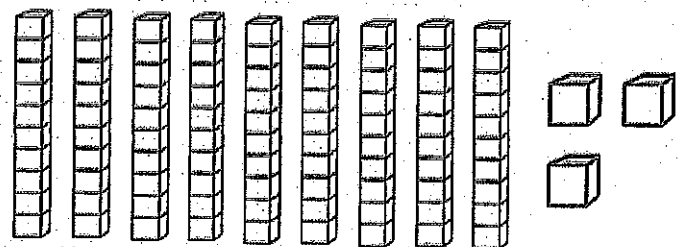
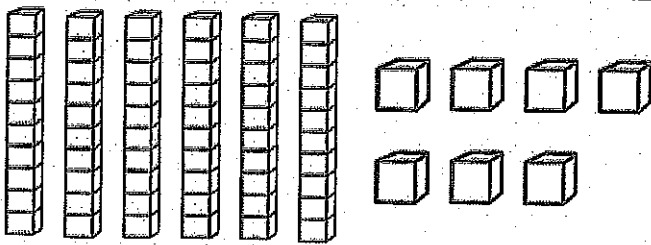
$$\underline{\quad\quad} + \underline{\quad\quad} = \square$$

$$\underline{\quad\quad} + \underline{\quad\quad} = \square$$



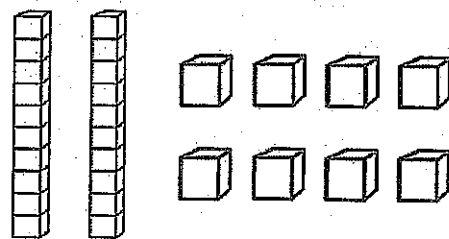
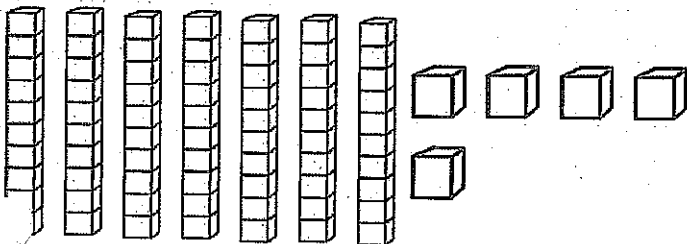
$$\underline{\quad\quad} + \underline{\quad\quad} = \square$$

$$\underline{\quad\quad} + \underline{\quad\quad} = \square$$



$$\underline{\quad\quad} + \underline{\quad\quad} = \square$$

$$\underline{\quad\quad} + \underline{\quad\quad} = \square$$



$$\underline{\quad\quad} + \underline{\quad\quad} = \square$$

$$\underline{\quad\quad} + \underline{\quad\quad} = \square$$

Name: \_\_\_\_\_ Date: \_\_\_\_\_

## Odd and Even

Identify the underlined number if it is Odd or Even. Write O on the line if it is Odd and write E if it is Even.

1.     24 \_\_\_\_\_

11.    80 \_\_\_\_\_

2.     12 \_\_\_\_\_

12.    27 \_\_\_\_\_

3.     15 \_\_\_\_\_

13.    99 \_\_\_\_\_

4.     33 \_\_\_\_\_

14.    13 \_\_\_\_\_

5.     68 \_\_\_\_\_

15.    66 \_\_\_\_\_

6.     47 \_\_\_\_\_

16.    70 \_\_\_\_\_

7.     88 \_\_\_\_\_

17.    35 \_\_\_\_\_

8.     11 \_\_\_\_\_

18.    71 \_\_\_\_\_

9.     40 \_\_\_\_\_

19.    100 \_\_\_\_\_

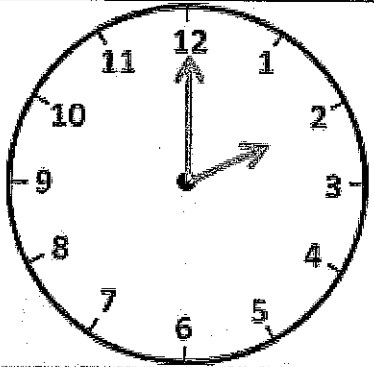
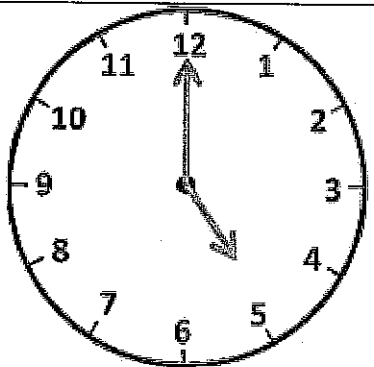
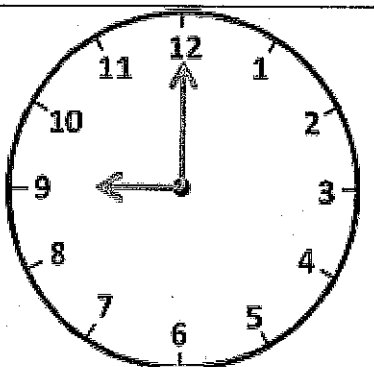
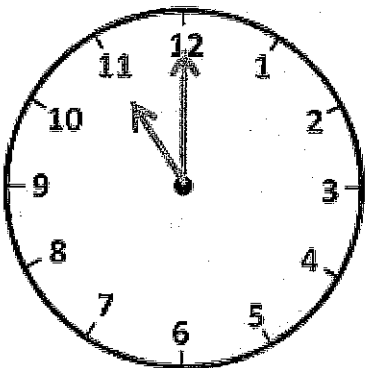
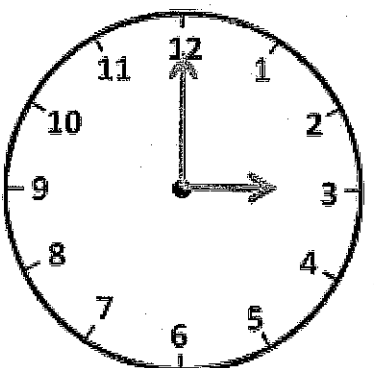
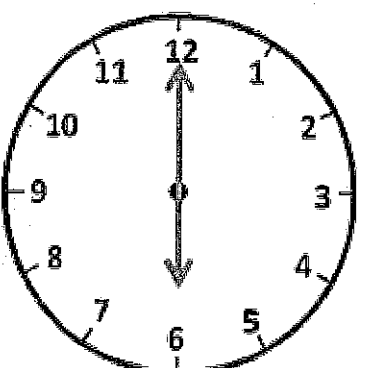
10.    36 \_\_\_\_\_

20.    77 \_\_\_\_\_

Name: \_\_\_\_\_ Date: \_\_\_\_\_

## TELLING THE TIME – O’CLOCK


Write the correct time underneath each clock. The first one has been done for you.

|  |  |   |
|--|--|---|
|   |   |   |
| 2 o'clock  | ___ o'clock  | ___ o'clock   |
|  |  |  |
| ___ o'clock  | ___ o'clock  | ___ o'clock   |


When the time is an o'clock, which number does the big hand point to? \_\_\_\_\_

Name: \_\_\_\_\_ Date: \_\_\_\_\_


### Telling time




\_\_\_\_\_



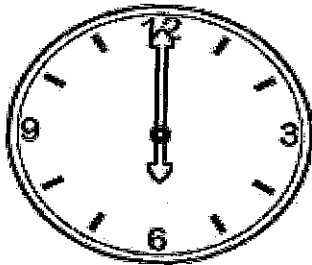
\_\_\_\_\_




\_\_\_\_\_




\_\_\_\_\_




\_\_\_\_\_




\_\_\_\_\_




\_\_\_\_\_




\_\_\_\_\_




\_\_\_\_\_



\_\_\_\_\_




\_\_\_\_\_



\_\_\_\_\_




Write the time.



\_\_\_\_\_

-----


\_\_\_\_\_



\_\_\_\_\_

-----


\_\_\_\_\_



\_\_\_\_\_

-----


\_\_\_\_\_



\_\_\_\_\_

-----


\_\_\_\_\_



\_\_\_\_\_

-----

\_\_\_\_\_



\_\_\_\_\_


-----

\_\_\_\_\_



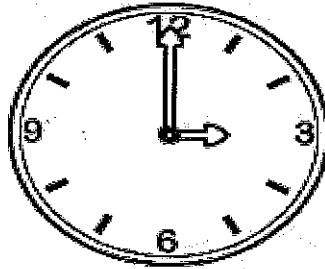
Name: \_\_\_\_\_ Date: \_\_\_\_\_

### Telling time



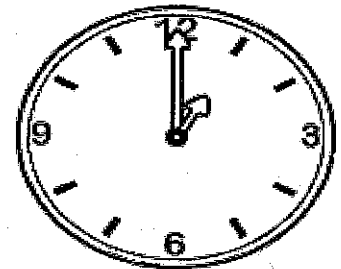
\_\_\_\_\_ o'clock

\_\_\_\_\_




\_\_\_\_\_ o'clock

\_\_\_\_\_




\_\_\_\_\_ o'clock

\_\_\_\_\_




\_\_\_\_\_ o'clock

\_\_\_\_\_




\_\_\_\_\_ o'clock

\_\_\_\_\_




\_\_\_\_\_ o'clock

\_\_\_\_\_




\_\_\_\_\_ o'clock

\_\_\_\_\_




\_\_\_\_\_ o'clock

\_\_\_\_\_



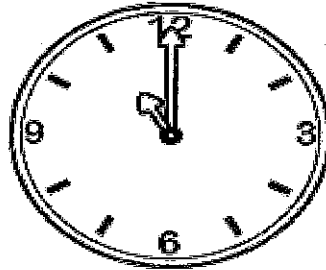
\_\_\_\_\_ o'clock

\_\_\_\_\_



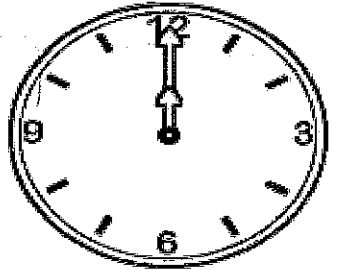
\_\_\_\_\_ o'clock

\_\_\_\_\_



\_\_\_\_\_ o'clock

\_\_\_\_\_



\_\_\_\_\_ o'clock

\_\_\_\_\_

ense